
เอกสารสอบเทียบเครื่องมือที่ใช้ในการวิเคราะห์

Certificate No.: MC 2307702

Page 2 of 3

The Reference Standard Instrument :

Description	Certificate No.	Serial No.	Due date	Traceable thru
Data Acquisition/Switch Unit	MC 2303173	MY41010916	9 Mar 2024	MCAL
With Thermocouple Type " T " ID. No.171 to 1719				

Traceability :

The measurement standard traceable to the international system of units (SI) through certificate as mentioned above

1. Calibration Procedure:

This Instrument was calibration according to TLAS G-20 by comparison with calibrated thermocouple type T under no load condition. The Thermocouples were placed on nine points and located one thermocouple in each of the eight corners of the chamber and was away from the each wall of 5 cm to 10 cm. And placed the ninth thermocouple within 2.5 cm of the geometric center of the chamber.

Temperature Uniformity - the maximum difference of measured temperatures at any sensors and the measured temperature at the reference location which are observed at the same time or at as close an observation time as possible to determine the temperature pattern or homogeneity within the chamber under steady state conditions. The reference sensor should preferably be located at the geometric center of the chamber.

Temperature Stability - one-half of the greatest maximum difference of measured temperatures at any one sensor.

Overall Variation - The Difference of the maximum and minimum measured temperatures throughout observation.

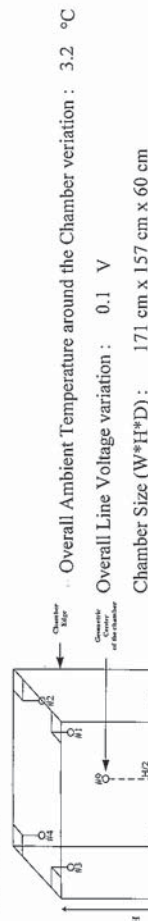


Figure 1 : Sensor Installation Location

Checked by : *Thanagorn*

[MCF-Q-077 ; Rev.6 ; Date : 22/04/2021]

Certificate of Calibration

TEMPERATURE CONTROLLER ENCLOSURES



Certificate No.: MC 2307702

Page 1 of 3



Customer	: Water Analysis Center Co., Ltd.	Received Date	: 11 July 2023
Reference Job No.	: 23-1577		
Description	: Refrigerator		
Manufacturer	: SANDEN INTERCOOL	Model	: SEC-1500SBD
Serial No.	: SEC1500201A-0708-00304	ID. No.	: WWL0038
Marking	: Additionally for the purpose of identification by this laboratory a label marked with this certificate number (MC 2307702) has been attached to the case.		
Method	: In-House calibration procedure MWI-T-033 this method is reference to TLAS G-20 "Temperature Controlled Enclosures".		
Location of Calibration	: Water Analysis Center Co., Ltd. ; Laboratory.		
Environmental Conditions	: Ambient Temperature : (25.3 to 25.9) °C		
	Relative Humidity : (65.2 to 67.9) %		
Date of Calibration	: 11 July 2023	Date of Issue	: 12 July 2023

Checked by : *Thanagorn* Approved by : *Aittipong*
Thanagorn Limchaicharoen Aittipong Kanjanawasit
(Calibration Supervisor) (Technical Manager)

The uncertainties are for a confidence probability of approximately 95%

This certificate is issued in accordance with the conditions of accreditation granted by the National Standardization Council of Thailand-Office of the National Standardization Council that has assessed the measurement capability of the laboratory and its traceability to recognized national standards and to the units of measurement realized at the corresponding national standards laboratory. This certificate may not be reproduced other than in full except with the prior written approval of Master Calibration Co., Ltd.

[MCF-Q-077 ; Rev.6 ; Date : 22/04/2021]

Certificate No.: MC 2307702

Page 3 of 3

2. Result of calibration :

Temperature Measurement Accuracy Test

Indicating Temperature (°C)	Measured Temperature (°C) at Spread Locations									Uncertainty (±°C)
	#1	#2	#3	#4	#5	#6	#7	#8	Ref. #9	
2.5	4.4	4.2	4.2	4.2	4.0	3.9	4.1	4.0	3.8	0.86

Chamber Characterization Result

Controller Temperature (°C)	Indicating Temperature (°C)	Temperature Stability (±°C)	Temperature Uniformity (°C)	Overall Variation (°C)
2.0	2.5	1.50	1.01	3.3

The reported uncertainty of measurement was based on a standard uncertainty multiplied by a coverage factor $k = 2$, providing a level of confidence of approximately 95 %.

This certificate will certify of the calibrated equipment only.

End of Certificate

Checked by: *Thanngin*

[MCF-Q-077 ; Rev.6 ; Date : 22/04/2021]



THAI HEART CALIBRATION CO., LTD.
102/11 Moo 5, Phraek Sai, Bangna Subdistrict, Bangkok 10700
Tel. 0-2394-9109, 0-2394-9108, 0-2394-9107, 0-2394-9106
Fax 0-2394-9109, 0-2394-9108, 0-2394-9107, 0-2394-9106



CERTIFICATE OF CALIBRATION

Certificate No.: C0-1907007/23 Page 1 of total 2 pages

Customer
WATER ANALYSIS CENTER CO., LTD.
1/94 Moo 5, T.Kanham,
A.U-thai, Ayutthaya 13210

Equipment Conductivity Meter
Manufacturer EUTECH
Serial No. 2657889
Description -
Model CON 2700
ID No. WWL 0136

Environmental Conditions
Ambient Temperature: (20 ± 2) °C
Relative Humidity: (50 ± 10) %
Atmospheric Pressure: -

Calibration Location Jayhawks Laboratory (CL&GL)
Received Date 19 July 2023
Calibration Date 19 July 2023
Date of Issue 20 July 2023

Condition of Artifacts Used conditions but can be calibrated

Checked by: *[Signature]* Approved by: *[Signature]*
Representative of Managing Director

Act as Technical Manager

() (Krisyos K.) () (Sakda Y.)
() (Patiphan K.) (✓) (Onnapa P.)
() (Pongsak H.) () (Nitiphong K.)
() (Kanung C.) () (Nonthachai K.)
() (Pramong P.) () (Noppol P.)

This calibration certificate shall not be reproduced other than in full except with the prior written approval of the Thai Heart Calibration Co., Ltd.

FE-169

REV.02 02/24/21

Page 2 of total 2 pages

Reference Method:

- The calibration method used was CP-177 based on an in-house method.
- This certificate can be traceable to the national standards, which is realized the shown measurement units according to the International System of Units (SI Units).

Reference Standard :

Material	Batch Value	Lot Number	Due Date	Traceability
Conductivity Standard Solution	147.8 $\mu\text{S}/\text{cm}$	S220611005	Dec. 6, 2023	SCP Science
	1.425 mS/cm	S220812006	May 31, 2024	

Remark: This certificate is traceable to the International System of Unit (SI Unit) through:

- SCP Science.

Measurement Results: (Probe Serial No.: 93X219065)

Conductivity Standard Solution	Measured Value	Correction	Uncertainty (\pm)
147.8 $\mu\text{S/cm}$	147.5 $\mu\text{S/cm}$	0.3 $\mu\text{S/cm}$	2.5 $\mu\text{S/cm}$
1.425 mS/cm	1.427 mS/cm	-0.002 mS/cm	0.0051 mS/cm

Note: Adjustment points: 147.8 μ S/cm 1.425mS/cm

The above reported uncertainty of measurement is the expanded uncertainty obtained by multiplying the standard uncertainty with the coverage factor $k = 2.00$, providing a level of confidence approximately 95% uncertainty

- End of Certificate -

This calibration certificate shall not be valid without the approval of the Thai Heart Calibration Co., Ltd.

FE-169

FE-169

REV.02 02/24/21

CERTIFICATE OF CALIBRATION

Certificate No.:	C0-1808005/23	Page 1	of total 4	pages
------------------	---------------	--------	------------	-------

Customer WATER ANALYSIS CENTER CO., LTD.
1/94 Moo 5, T.Kanham,
A.U-thai, Ayutthaya 13210

Equipment	pH Meter	
Manufacturer	METTLER TOLEDO	Model
Serial No.	B327527211	ID No.
Description	Range : 0 - 14 pH, Resolution : 0.01 pH	

Environmental Conditions	Ambient Temperature: (20 ± 2) °C
Relative Humidity:	(50 ± 10) %
Atmospheric Pressure:	-

Calibration Location	Jayhawks Laboratory (CL&GL)
Received Date	18 August 2023
Calibration Date	18 August 2023
Date of Issue	21 August 2023

Condition of Artifacts

Checked by

Approved by _____

Act as Technical Manager

Representative of Managing Director

(Dr. Ekachai Puttitwong)

()	(Krisyosil K.)	()
()	(Patiphan K.)	✓
()	(Pongsak H.)	()
()	(Kanung C.)	(Nonthachai K.)
()	(Pramong P.)	(Noppol P.)
()		(Sakda Y.)
()		(Omnapa P.)
()		(Niithong K.)
()		(Nonthachai K.)
()		(Noppol P.)

This calibration certificate shall not be reproduced other than in full except with the prior written approval of the Thai Heart Calibration Co., Ltd.

Measurement Results (Cont.):

- Reference Standard:

ภาคผนวก ช-4

Type	Model	Serial No.	Certificate No.	Due Date	Traceability
Documenting Process Calibrator	754	2630521	10-2412001/22	Dec. 23, 2023	THC
Digital Thermometer with Sensor	1523 / 5622	1709138 / 4605984-005	10-0806001/23	Jun. 8, 2024	

Remark: This certificate is traceable to the International System of Unit (SI Unit) through:

- Measurement Results:**

Standard Applied (mV)	Nominal Value (pH)	UUC Reading		Uncertainty (\pm mV)
		pH	mV	
177.48	4.00	4.01	177.4	0.060
0.00	7.00	7.00	0.0	0.060
-177.48	10.00	10.01	-177.4	0.060

UUC : Unit Under Calibration

Note: Adjust Curve to simulate pH (4,7,10)



THAI HEART CALIBRATION CO., LTD.
112/11 Moo 5, Phadessa - Mueang Samut Prakan 10380
Tel. 02-919-2162, 02-919-8356, 02-919-8396 Fax. 02-919-8807



Automation

AUTOMATION SERVICE CO., LTD.
CALIBRATION LABORATORY

Cert. No. WAC-065
Page 1 of 2

SV 201003/2023

Certificate No.: C0-1808005/23

Page 4 of total 4 pages

Reference Method:

- The calibration method used was CP-096 based on an in-house method.
- The temperature scale used was an ITS-90.
- This certificate can be traceable to the national standards, which is realized the shown measurement units according to the International System of Units (SI Units).

Reference Standard Instruments:

Type	Model	Serial No.	Cert. No.	Due Date	Traceability
Thermometer Readout	1529-R	B7C853	10-0911001/22	Nov. 9, 2023	THC
Platinum Resistance Thermometer	5626	4854	COA30047	Oct. 22, 2023	FLUKE
Liquid Bath	XORTS-40A	XO111019	10-2405001/23	May 25, 2025	THC

Remark: This certificate is traceable to the International System of Unit (SI Unit) through:

- THC, Thai Heart Calibration Co., Ltd.
- FLUKE, Fluke Corporation, U.S.A.

Measurement Results:

(X) Without Adjustment

Dimension of probe : Diameter 4 mm. Sensor Type : RTD (PT100)

Immersion Depth (mm.)	Standard Reading (°C)	UUC Reading (°C)	Correction (°C)	Uncertainty (± °C)
120	22.00	22.2	-0.20	0.065
120	25.00	25.2	-0.20	0.065
120	28.00	28.2	-0.20	0.065

UUC : Unit Under Calibration

The above reported uncertainty of measurement is the expanded uncertainty obtained by multiplying the standard uncertainty with the coverage factor $k = 2.00$, providing a level of confidence approximately 95%.

- End of Certificate -

Calibrated by
Pongsak
REV.02 02/24/21

FE-169

CERTIFICATE OF CALIBRATION

Instrument : DO Meter
Model : DO-31P
Serial No. : 780065
Manufacturer : TOA-DKK
Measuring Range : 0.00 ~ 20.00 mg/l

Machine : -
Location : -

Customer : Water Analysis Center Co., Ltd.
1/94 Moo.5 T.Kanham, A.U.-Thai
Ayutthaya 13210 Thailand

Date Of Received : 05 / 01 / 2023
Date Of Calibration : 05 / 01 / 2023

Ambient Condition : Temperature 25 °C
Humidity 50 % RH

Calibrated By :

P. Yooyen
(Ms. Phanee Yooyen)
Technician

Approved By :

Prajit (for)
(Mr. Nipon Phungsomsak)
Technical Manager

Date Of Issue : 09 / 01 / 2023

This Certificate may not be reproduced other than in full, except with the prior written approval of the head of the industrial instruments calibration center.

Automation Service Co., Ltd. 929,929/1 Soi Patanakarn30, Patanakarn Rd., Suanluang, Bangkok 10250
Tel. 02-319-8984 ext. 721,725 | E-mail : so@automation.co.th, service@automation.co.th | www.automation.co.th



AUTOMATION SERVICE CO.,LTD.

CALIBRATION LABORATORY

Instrument : DO Meter
Model : DO-31P
Serial No. : 780065

Cert. No. WAC-065
Page 2 of 2

Calibrate Procedure

- ☐ This instrument was calibrated by comparison with standard solution (PH/ORP)
- ☐ This instrument was calibrated by comparison with scattering plate value (Turbidity)
- ☒ This instrument was calibrated by comparison with conductivity (Conductivity)
- ☒ This instrument was calibrated by comparison with Sodium sulfite anhydrous (DO)

Condition of this result of calibration

- 1). Reference Standard Solution

Standard	Lot No	Batch	Cert. No.	Due Date
Sodium Sulfite Power	1.06657.0500	K54224057	-	30 Sep 2023

- 2). Traceability This certification is traceable to
 - ☒ Merck KGaA 64271 Darmstadt
 - ☐ DKK Corporation

Result Of Calibration

Standard Solution (mg/l) at 24.1°C		Before Adjust		After Adjust	
Zero	Span	Indicator	Error	Indicator	Error
0.00	8.25	0.05	+ 0.05	0.00	-
		7.13	- 1.12	8.25	-

DO Electrode No. OE270AA(5) S/N 111F0029

Calibrated By P. Yooyen
(Ms. Phanee Yooyen)
Technician



Master Calibration Co.,Ltd.
547 Soi Ratchadaniwot, Kwaeng Samsenok, Khet Huaykwang, Bangkok 10310
Tel : (02) 274 2978-9, (02) 2742987-8 Fax : (02) 274 2518, (02) 274 2989
Website : www.mastercalibration.com E-mail : calibrate@mastercalibration.com

Certificate of Calibration

TEMPERATURE CONTROLLER ENCLOSURES



Certificate No.: MC 2303684

Page 1 of 3



Customer : Water Analysis Center Co., Ltd.
1/94 Moo 5, T.Kantiam, A.U-Thai, Ayuthaya 13210.

Reference Job No. : 23-0729 Received Date : 23 March 2023
Description : Oven
Manufacturer : Memmert Model : UF260
Serial No. : B620.0814 ID. No. : WWL0212
Marking : Additionally for the purpose of identification by this laboratory a label marked

with this certificate number (MC 2303684) has been attached to the case.

Method : In-House calibration procedure MWI-T-033 this method is reference to

TLAS G-20 "Temperature Controlled Enclosures".

Location of Calibration : Water Analysis Center Co., Ltd. ; Laboratory.

Environmental Conditions : Ambient Temperature : (27.1 to 29.3) °C

Relative Humidity : (38.0 to 72.2) %

Date of Calibration : 23 March 2023 Date of Issue : 24 March 2023

Checked by : Thungorn Approved by : Aittipong
Thanagorn Limchaicharoen Aittipong Kaljanawasit
(Calibration Supervisor) (Technical Manager)

The uncertainties are for a confidence probability of approximately 95%

This certificate is issued in accordance with the conditions of accreditation granted by the National Standardization Council of Thailand-Office of the National Standardization Council that has assessed the measurement capability of the laboratory and its traceability to recognized national standards and to the units of measurement realized at the laboratory.

Certificate No.: MC 2303684

Page 2 of 3

The Reference Standard :

Description	Certificate No.	Serial No.	Due date
Data Acquisition/Switch Unit	MC 2303173	MY41010916	9 March 2024
With Thermocouple Type " T " ID. No.17/1 to 17/9			

This certificate is traceable to the international system of units maintained at:

- Master Calibration Co., Ltd.

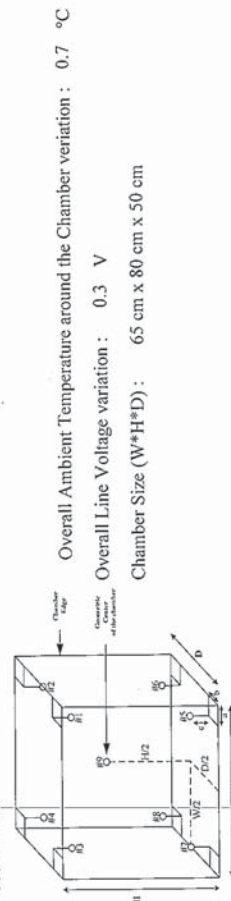
1. Calibration Procedure:

This Instrument was calibration according to TLAS G-20 by comparison with calibrated thermocouple type T under no load condition. The Thermocouples were placed on nine points and located one thermocouple in each of the eight corners of the chamber and was away from the each wall of 5 cm to 10 cm. And placed the ninth thermocouple within 2.5 cm of the geometric center of the chamber.

Temperature Uniformity - the maximum difference of measured temperatures at any sensors and the measured temperature at the reference location which are observed at the same time or at as close an observation time as possible to determine the temperature pattern or homogeneity within the chamber under steady state conditions. The reference sensor should preferably be located at the geometric center of the chamber.

Temperature Stability - one-half of the greatest maximum difference of measured temperatures at any one sensor.

Overall Variation - The Difference of the maximum and minimum measured temperatures throughout observation.



Overall Ambient Temperature around the Chamber variation : 0.7 °C
Overall Line Voltage variation : 0.3 V
Chamber Size (W*H*D) : 65 cm x 80 cm x 50 cm

Figure 1.1 Sensor Installation Location

Certificate No.: MC 2303684

Page 3 of 3

2. Result of calibration :

Temperature Measurement Accuracy Test

Indicating Temperature (°C)	Measured Temperature (°C) at Spread Locations									Uncertainty (±°C)
	#1	#2	#3	#4	#5	#6	#7	#8	Ref. #9	
104	103.7	103.9	103.6	103.8	103.7	104.2	104.1	104.2	104.3	0.58
180	179.4	179.8	179.4	179.7	179.4	179.9	179.8	180.2	180.0	1.3

Chamber Characterization Result

Controller Temperature (°C)	Indicating Temperature (°C)	Temperature Stability (±°C)	Temperature Uniformity (°C)	Overall Variation (°C)
104	104	0.32	0.84	1.2
180	180	0.4	0.9	1.3

The reported uncertainty of measurement was based on a standard uncertainty multiplied by a coverage factor $k = 2$, providing a level of confidence of approximately 95 %.

This report will certify of the calibrated equipment only.

End of Certificate



Certificate of Calibration

Equipment: Balance
Model: BL 210S
Serial No. (or ID.): 15808131 (WWL 0022)
Manufacturer: Sartorius
Condition: In condition

Certificate No.: C01223710
Issued Date: 07 December 2022
Job No.: KSPR2215481
Page: 1 of 2

Customer: Water Analysis Center Co., Ltd.
1/94 Moo 5, Rojana Industrial Park, Rojana Road,
Tambol Kanham, Amphur U-Thai, Ayutthaya 13210 Thailand

Environment Condition: Temperature 25 °C ± 0.9 °C
Humidity 48 %RH ± 4.9 %RH

Calibration Place: Water Analysis Center Co., Ltd. (แหล่งเครื่องจักร)
1/94 Moo 5, Rojana Industrial Park, Rojana Road,
Tambol Kanham, Amphur U-Thai, Ayutthaya 13210 Thailand

Calibration By: Mr. Pradit Siriboot
Calibration Date: 07 December 2022
The Method used: In-house method, CAL-WI-47, based on UKAS Lab 14
Traceability: This certificate is traceable to the SI Units maintained by National Institute of Metrology (NIMT), Thailand through DKSH Technology Co., Ltd. Certificate No. C02221864

(Mr. Pradit Siriboot)
Person in charge

(Mr. Rungrod Jenkitrakulchai)
Authorized signatory

This certificate is issued for the units of measurement according to the International System of Units (SI). It provides traceability of measurement to International or national standard or other recognized national standard laboratories.
The measurement uncertainty stated is the expanded uncertainty which is obtained from the standard uncertainty multiplied by the coverage factor (k=2) to provide a level of confidence of approximately 95%. It is determined in accordance with the Guide to Expression of Uncertainty in Measurement (GUM).
These results may be affected by deviations from specified conditions. The results relate only to the items tested, calibrated or sampled. The report shall not be reproduced except in full without approval of DKSH Technology Limited.

บริษัท ดีเคเอส เทคโนโลยี จำกัด
DKSH Technology Limited
2533 หมู่ 5 ถนนวิภาวดีรังสิต แขวงทุ่งพญาไท เขตจตุจักร กรุงเทพมหานคร 10260



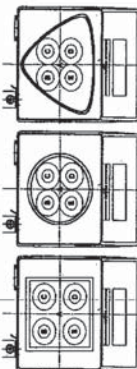
Certificate No.: C01223710

Page: 2 of 2

Calibration Results:

Without Adjustment

Eccentric Error: Weight to be 1/3 or 1/2 of Maximum capacity, taken from the center of the pan as a zero reference.



Nominal Test Value	Reference Points (g)				
	A	B	C	D	E
-	0.0001	0.0001	0.0001	-0.0002	-0.0001

Repeatability: Determination of the standard deviation of weighing balance., Readability 0.0001 (g)

Nominal test value (g)	Standard Deviation
20	0.00007
200	0.00007

Error of Indication from nominal or conventional mass value., Readability 0.0001 (g)

Nominal Value (g)	Conventional Mass (g)	Displayed Value (g)	Error of Indication (g)	Uncertainty (g)	k
1	1.00001	1.0000	0.0000	0.00012	2.08
2	2.00001	2.0000	0.0000	0.00012	2.08
5	5.00003	5.0000	0.0000	0.00012	2.07
10	10.00002	10.0000	0.0000	0.00013	2.07
20	20.00001	20.0000	0.0000	0.00013	2.06
50	50.00003	50.0000	0.0000	0.00014	2.04
70	70.00004	70.0001	0.0001	0.00017	2.02
100	100.00002	100.0001	0.0001	0.00018	2.01
120	120.00003	120.0001	0.0001	0.00022	2.01
150	150.00005	150.0003	0.0003	0.00024	2.00
200	200.00006	200.0004	0.0003	0.00030	2.00

The End of Certificate

บริษัท ดีเคเอส เทคโนโลยี จำกัด
DKSH Technology Limited
2533 หมู่ 5 ถนนวิภาวดีรังสิต แขวงทุ่งพญาไท เขตจตุจักร กรุงเทพมหานคร 10260



บริษัท ไทยยูนิค จำกัด THAI UNIQUE CO., LTD.

80-82 ถนนประชาปไตย์ แขวงบางขุนพรหม เขตพระนคร กรุงเทพฯ 10200
80-82 Prachathipatai Rd., Bangkokkhunphrom, Pranakorn, Bangkok 10200
Tel. 0-2629-0191-6, 0-2280-1787, Fax. 0-2280-1788, E-mail : thawatt@thaiunique.com, Website : www.thaiunique.com

PREVENTATIVE MAINTENANCE (PM) CHECK LIST

FOR ATOMIC ABSORPTION SPECTROMETER

Model & Serial Number: 240F3 AA & MY182300004

Customer : Water Analysis Center Co., Ltd.

Date: 27 Apr 2023

Safety

- ☒ Flame, Inspect/replace o-ring nebulizer, spray chamber and burner
- ☒ Flame, Clean nebulizer, spray chamber and burner
- ☒ Flame, Check liquid trap interlock, burner interlock, pressure relief bung interlock and shield interlock

interlock and shield interlock

Furnace, Clean work head, electrode and shroud N/A

Furnace, Clean PSD and PSD tray N/A

Furnace, Check water pressure N/A

Check drain tube

Check exhaust system

Check gas pressure sensor interlock

Check and all gas hoses for SpectRAA

Clean computer control

Optics

- ☒ Inspect/Replace that external optics surfaces
- ☒ Check Wavelength Accuracy the copper line at 323.0-326.0 nm = 324.6 nm
- ☒ Check that PMT % Gain the copper at 324.8 nm, 4 mA, 0.5 nm slit width, Gain = 39% (should be $\leq 64\%$ or $\leq 380V$)
- ☒ Flame, Check D2 lamp is work



บริษัท ไทยยูนิค จำกัด THAI UNIQUE CO., LTD.

80-82 ถนนประชาปไตย์ แขวงบางขุนพรหม เขตพระนคร กรุงเทพฯ 10200
80-82 Prachathipatai Rd., Bangkokkhunphrom, Pranakorn, Bangkok 10200
Tel. 0-2629-0191-6, 0-2280-1787, Fax. 0-2280-1788, E-mail : thawatt@thaiunique.com, Website : www.thaiunique.com

Electronics

- ☒ Check power supply voltage
- ☒ Check cables and connectors
- ☒ Check/Clean all boards in the instrument
- ☐ Furnace, Check camera and align** N/A

**Option for Graphite Zeeman only

Mechanisms

- ☒ Flame, Check the burner adjuster
- ☐ Furnace, Check PSD accessories N/A

Analytical performance

☒ Clear the sample compartment

Flame, Check uptake rate form 7.2-10.6 mL per minute = 9.8 mL/min

Test Photometric noise, STDV = 0.0000 Abs (should be ≤ 0.00050 Abs)

Flame, Test high solids nebulizer setting use

-Air/acet Cu 5 ppm = 0.85 Abs, and Precision (%RSD) = 0.5 % (should be > 0.55 Abs and $< 0.5\%$ RSD)

or

-N2O/Acet Cu 5 ppm = _____ Abs, and Precision

(%RSD) = _____ % (should be > 0.3 Abs and $< 0.5\%$ RSD)

☐ Furnace, Characteristic mass and sensitivity Cu 25 ppb = _____ Abs, and Precision (%RSD) = _____ % (should be ≥ 0.15 Abs and $\leq 4.0\%$ RSD)

SIGN :

Engineer : Chanya Natchanon

Customer : บริษัท ไทยยูนิค จำกัด

(นางชญา นatchanon)



บริษัท ไทยยูนิค จำกัด THAI UNIQUE CO., LTD.

80-82 ถนนประชาธิปไตย แขวงบางขุนพรหม เขตพระนคร กรุงเทพฯ 10200
80-82 Prachathipatai Rd., Bangkokhuprom, Pranakorn, Bangkok 10200
Tel. 0-2629-0191-6, 0-2280-1787, Fax. 0-2280-1788, E-mail : thawait@thaiunique.com, Website : www.thaiunique.com

PREVENTATIVE MAINTENANCE (PM) CHECK LIST

FOR ATOMIC ABSORPTION SPECTROMETER

Model & Serial Number: 240Z AA & M918230004

Customer: Water Analysis Center Co., Ltd.

Date: 26 Apr 2023

Safety

- ☐ Flame, Inspect/replace o-ring nebulizer, spray chamber and burner N/A
- ☐ Flame, Clean nebulizer, spray chamber and burner N/A
- ☐ Flame, Check liquid trap interlock, burner interlock, pressure relief bung N/A
- ☒ interlock and shield interlock
- ☒ Furnace, Clean work lead, electrode and shroud
- ☒ Furnace, Clean PSD and PSD tray
- ☒ Furnace, Check water pressure
- ☒ Check drain tube
- ☒ Check exhaust system
- ☒ Check gas pressure sensor interlock
- ☒ Check and all gas hoses for SpectraAA
- ☒ Clean computer control

Optics

- ☒ Inspect/Replace that external optics surfaces
- ☒ Check Wavelength Accuracy the copper line at 323.0-326.0 nm = 324.7 nm
- ☒ Check that PMT % Gain the copper at 324.8 nm, 4 mA, 0.5 nm slit width, Gain = 4.9% (should be $\leq 64\%$ or $\leq 380V$)
- ☐ Flame, Check D2 lamp is work N/A



บริษัท ไทยยูนิค จำกัด THAI UNIQUE CO., LTD.

80-82 ถนนประชาธิปไตย แขวงบางขุนพรหม เขตพระนคร กรุงเทพฯ 10200
80-82 Prachathipatai Rd., Bangkokhuprom, Pranakorn, Bangkok 10200
Tel. 0-2629-0191-6, 0-2280-1787, Fax. 0-2280-1788, E-mail : thawait@thaiunique.com, Website : www.thaiunique.com

Electronics

- ☒ Check power supply voltage
- ☒ Check cables and connectors
- ☒ Check/Clean all boards in the instrument
- ☒ Furnace, Check camera and align**

**Option for Graphite Zeeman only

Mechanisms

- ☐ Flame, Check the burner adjuster N/A
- ☒ Furnace, Check PSD accessories

Analytical performance

- ☒ Clean the sample compartment
- ☒ Flame, Check uptake rate form 7.2-10.6 mL per minute = mL/min N/A
- ☒ Test Photometric noise, STDV = 0.0002 Abs (should be ≤ 0.00050 Abs)
- ☐ Flame, Test high solids nebulizer setting use N/A
- ☐ -Air/acet Cu 5 ppm = Abs, and Precision (%RSD) = % (should be > 0.55 Abs and $< 0.5\%$ RSD)
- ☐ or
- ☒ -N2O/Acet Cu 5 ppm = Abs, and Precision (%RSD) = % (should be > 0.3 Abs and $< 0.5\%$ RSD)
- ☒ Furnace, Characteristic mass and sensitivity Cu 25 ppb = 0.49 Abs, and Precision (%RSD) = 1.7 % (should be ≥ 0.15 Abs and $\leq 4.0\%$ RSD)

SIGN :

Engineer : (Signature) Sanyo Natchanon

Customer : (Signature) (Name) Sanyo Natchanon

BSC Certification Test Report

Page 1 of 6

Certificate No. : M1333/23

Customer Name : LABORATORY WATER ANALYSIS CENTER COMPANY LIMITED

Customer Address : 1/94 Moo 5 T.Kanharm, A.U.-Thai,

Phra Nakhon Si Ayutthaya 13210

Equipment : Biological Safety Cabinet Class II Type A2

Manufacturer : Microtech

Model : V6-T

Serial No : 0972

ID No. : WWL 0084


Were in accordance with ☒ EN 12469 ☐ NSF 49 ☐ Manufacturer's specification

Test Date : 12/10/2023

Due Date : 11/10/2024 or after HEPA filters are replaced or unit is moved

Test by : Mr. Puwadol Keawkla

Approved by :


(Mr.Kridsada Thinhuatoei)
Authorized Signatory

Issued Date : 16/10/2023

This calibration certificate documents the traceability to national standards, which realize the unit of measurement according to the International System of Units (SI).

This certificate may not be reproduced other than in full except with the prior written approval of the Megafil Company Limited.

Page 2 of 6

Certificate No. : M1333/23

Procedure Used :
: European Standard EN12469 : 2000 has the status of British Standard,
Biotechnology Performance criteria for microbiological safety cabinets.
: NSF International Standard / American National Standard NSF / ANSI 49-2008
Biosafety Cabinet : Design, Construction, Performance and Field Certification.
: Australian Standard : AS 1807.23-2000 Determination of intensity of radiation
from germicidal ultraviolet lamps.
: Manufacturer's specification.

1. Downflow velocity test.

Measurement Information

No. of Rows	No. of Readings	Grid Spacing Front-Back	Grid Spacing Side-Side	Probe height Above sash
2	8	1/4,3/4	1/8,3/8	100 mm

Measurement Data. (m/s.)

0.35	0.41	0.42	0.41
0.39	0.34	0.35	0.34

Average velocity 0.38 m/s (75 FPM.) Velocity range 0.25-0.50 m/s (49-98 FPM.)

Uniformity(EN: +/-20%avg.) 0.30 - 0.46 m/s (60 - 90 FPM.)

Supply filter dimension 24 x 72 (inch x inch) Supply filter area 10.69 SQ.FT

Downflow volume (Q) 802 CFM.

Result Summary ☒ Pass ☐ Fail

Equipment used : Thermo Anemometer Model 425 S/N : 03004786 Calibration date : 16/02/2023

Certificate No. : M1333/23

2. Inflow velocity test.

Select method : ☐ DIM ☒ Exhaust velocity. ☒ MFG's Specifications

MGF's Specifications method

(m/s.)

0.56	0.56	0.57	0.56	0.54
0.59	0.54	0.55	0.56	0.57
0.57	0.56	0.57	0.54	0.58
0.56	0.58	0.57	0.58	0.59
0.57	0.54	0.54	0.55	0.57

Average Inflow velocity 0.47 m/s (93 FPM.) Velocity range ≥ 0.40 m/s (≥ 79 FPM.)

Inflow dimension 8 x 72 (inch x inch) Inflow area 4.00 SQ.FT

Inflow volume(Q) 372 CFM

Result Summary ☒ Pass ☐ Fail

Adjustments Required ☐ Fan Speed ☐ Damper

Equipment used : Thermo Anemometer Model 425 S/N : 03004786 Calibration date : 16/02/2023

3. HEPA filter leak test.

Measurement Data

HEPA Filter	PAO Upstream Conc.(calculated)	Specification	Measured leak penetration
Supply HEPA Filter	17 $\mu\text{g/l}$	<0.003%	<0.003%
Exhaust HEPA Filter	17 $\mu\text{g/l}$	<0.003%	<0.003%

Certificate No. : M1333/23

Leak location

Supply HEPA Filter

Back



Exhaust HEPA Filter

Back



Result Summary ☒ Pass ☐ Fail

Equipment used : Aerosol Photometer Model TDA-2H S/N : 21683 Calibration date : 16/02/2023

Equipment used : Smoke Generator Model TDA-6C S/N : 21623

4. Airflow smoke patterns test

Measurement Information

1. Downflow Pattern test : Smoke shall be passed from one end of the cabinet to the other, along the centerline of the work surface, at a height of 4 inch (10 cm) above the top of the access opening (2.5 cm) behind the view screen, at a height 6.0 inch (15 cm) above the top of the access opening.
2. View screen retention test : Smoke shall be passed from one end of the cabinet to the other, 1.0 in (2.5 cm) behind the view screen, at a height 6.0 inch (15 cm) above the top of the access opening.
3. Work opening edge retention test : Smoke shall be passed along the entire perimeter of the work opening Particular attention should be paid to corners and vertical edges.
4. Sash/window seal test : Smoke shall be passed up the inside of the window 2 in (5 cm) from the sides and along the top of the work area.

Certificate No. : M1333/23

Result Summary

Downflow Pattern test	<input checked="" type="checkbox"/> Accept	<input type="checkbox"/> Non-Conforming
View screen retention test	<input checked="" type="checkbox"/> Accept	<input type="checkbox"/> Non-Conforming
Work opening edge retention test	<input checked="" type="checkbox"/> Accept	<input type="checkbox"/> Non-Conforming
Sash/window seal test	<input checked="" type="checkbox"/> Accept	<input type="checkbox"/> Non-Conforming

5. Site installation

Sash Alarm.	<input type="checkbox"/> Pass	<input type="checkbox"/> Fail	<input checked="" type="checkbox"/> N/A
Interlock System.	<input type="checkbox"/> Pass	<input type="checkbox"/> Fail	<input checked="" type="checkbox"/> N/A
Exhaust System Performance	<input type="checkbox"/> Pass	<input type="checkbox"/> Fail	<input checked="" type="checkbox"/> N/A

Remark / Recommendation

ระบบ Site installation ไม่มีการตรวจสอบเนื่องจากตู้ไม่มีฟังก์ชันนี้

6. Illumination Test (Lighting) : Option

Lighting should be adequate for safe working within the cabinet. Illumination measured at the work surface.

Lux

609	959	932	557
861	1439	1486	765

Remark :

Certificate No. : M1333/23

7. Ultraviolet Lamp Test (UV) : Option

Ultraviolet radiation where UV Lamp are fitted, the intensity of radiation at a wavelength of 254 nm. Shall be not less than 400 mW/m² when measures at work floor surface.

mW/m²

690	1490	1520	720
440	960	970	430

Remark :

-000-

Certificate No.: MC 2213617

Page 2 of 3

The Reference Standard :

Description	Certificate No.	Serial No.	Due date
Data Acquisition/Switch Unit	MC 2208932	MY44012056	8 August 2023
With Thermocouple Type " T " ID. No.11/1 to 11/9			

This certificate is traceable to the international system of units maintained at:

- Master Calibration Co., Ltd.

1. Calibration Procedure:

This Instrument was calibration according to TLAS G-20 by comparison with calibrated thermocouple type T under no load condition. The Thermocouples were placed on nine points and located one thermocouple in each of the eight corners of the chamber and was away from the each wall of 5 cm to 10 cm. And placed the ninth thermocouple within 2.5 cm of the geometric center of the chamber.

Temperature Uniformity - the maximum difference of measured temperatures at any sensors and the

measured temperature at the reference location which are observed at the same time or at as close an

observation time as possible to determine the temperature pattern or homogeneity within the chamber under steady state conditions. The reference sensor should preferably be located at the geometric center of the chamber.

Temperature Stability - one-half of the greatest maximum difference of measured temperatures at any one sensor.

Overall Variation - The Difference of the maximum and minimum measured temperatures throughout observation.

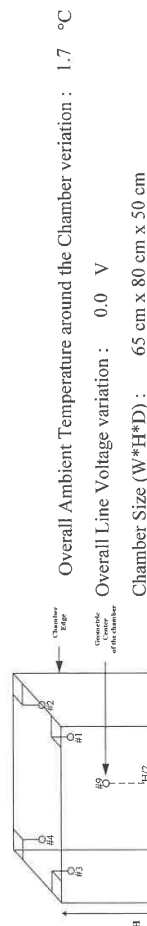



Figure 1 : Sensor Installation Location

Checked by : *Thanyaporn*

[MCF-Q-077 ; Rev.6 ; Date : 22/04/2021]

Certificate of Calibration

**TEMPERATURE
CONTROLLER ENCLOSURES**



Certificate No.: MC 2213617

Page 1 of 3



Customer : Water Analysis Center Co., Ltd.
1/94 Moo 5, T. Kantham, A.U.-Thai, Ayutthaya 13210.

Reference Job No. : 22-2848 Received Date : 12 December 2022

Description : Incubator

Manufacturer : Memmert Model : IN260

Serial No. : D619.0170 ID. No. : WWL 0192

Marking : Additionally for the purpose of identification by this laboratory a label marked with this certificate number (MC 2213617) has been attached to the case.

Method : In-House calibration procedure MWI-F-033 this method is reference to TLAS G-20 "Temperature Controlled Enclosures".

Location of Calibration : Water Analysis Center Co., Ltd. ; Laboratory.

Environmental Conditions : Ambient Temperature : (24.3 to 24.6) °C

Relative Humidity : (61.4 to 70.1) %

Date of Calibration : 12 December 2022 Date of Issue : 13 December 2022

Checked by : *Thanyaporn*

Thanagorn Limchatcharoen
(Calibration Supervisor)

Approved by : *Aittipong*

Aittipong Kanjanawasit
(Technical Manager)

The uncertainties are for a confidence probability of approximately 95%

This certificate is issued in accordance with the conditions of accreditation granted by the National Standardization Council of Thailand-Office of the National Standardization Council that has assessed the measurement capability of the laboratory and its traceability to recognized national standards and to the units of measurement realized at the corresponding national standards laboratory. This certificate may not be reproduced other than in full except with the prior written approval of Master Calibration Co., Ltd.

[MCF-Q-077 ; Rev.6 ; Date : 22/04/2021]

Certificate No.: MC 2213617

Page 3 of 3

2. Result of calibration :

Temperature Measurement Accuracy Test

Indicating Temperature (°C)	Measured Temperature (°C) at Spread Locations								Uncertainty (±°C)
	#1	#2	#3	#4	#5	#6	#7	#8	Ref. #9
35.0	35.4	35.3	35.2	35.1	35.0	34.9	34.8	34.9	34.9
									0.33

Chamber Characterization Result

Controller Temperature (°C)	Indicating Temperature (°C)	Temperature Stability (±°C)	Temperature Uniformity (°C)	Overall Variation (°C)
35.0	35.0	0.17	0.63	0.8

The reported uncertainty of measurement was based on a standard uncertainty multiplied by a coverage factor $k = 2$, providing a level of confidence of approximately 95 %.

This report will certify of the calibrated equipment only.


End of Certificate

Checked by : Thanagon

[MCF-Q-077 ; Rev 6 ; Date : 22/04/2021]

Certificate of Calibration

LIQUID BATH



Certificate No.: MC 2213615

Page 1 of 3



Customer : Water Analysis Center Co., Ltd.
1/94 Moo 5, T.Kantham, A.U.-Thai, Ayutthaya 13210.
Reference Job No. : 22-2848 Received Date : 12 December 2022
Description : Water Bath
Manufacturer : ESSTELL Model : EWB-122D
Serial No. : 20180508122 ID. No. : WWL 0214
Marking : Additionally for the purpose of identification by this laboratory a label marked with this certificate number (MC 2213615) has been attached to the case.

Method : In-House calibration procedure MWI-T-029 this method is reference to ASTM E715 "Liquid Bath".

Location of Calibration : Water Analysis Center Co., Ltd. ; Laboratory.

Environmental Condition : Ambient Temperature : (29.4 to 31.9) °C

Relative Humidity : (46.0 to 52.0) %

Date of Calibration : 12 December 2022 Date of Issue : 13 December 2022

Checked by : Thanagon
Thanagon Limchaicharoen
(Calibration Supervisor)

Approved by : Aittipong
Aittipong Kajjanawasit
(Technical Manager)

The uncertainties are for a confidence probability of approximately 95%

This certificate is issued in accordance with the conditions of accreditation granted by the National Standardization Council of Thailand-Office of the National Standardization Council that has assessed the measurement capability of the laboratory and its traceability to recognized national standards and to the units of measurement realized at the corresponding national standards laboratory. This certificate may not be reproduced other than in full except with the prior written approval of Master Calibration Co., Ltd.

[MCF-Q-077 ; Rev 6 ; Date : 22/04/2021]

Certificate No.: MC 2213615

Page 2 of 3

The Reference Standard :

Description	Certificate No.	Serial No.	Due date
Data Acquisition/Switch Unit With Thermocouple Type "T" ID. No.27/1 to 27/5	MC 2114430	MY44020009	25 February 2023

This certificate is traceable to the international system of units maintained at:

- Master Calibration Co., Ltd.

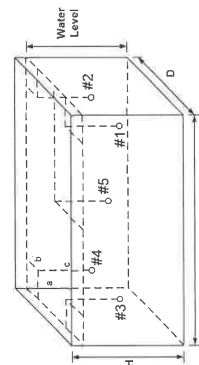
1. Calibration Procedure:

This Instrument was calibration according to ASTM E715 - 2007 by comparison with calibrated sensor under no load condition. The sensor were placed on five points and located one sensor in each of the eight corners of the chamber and was away from the each wall of 5 cm to 10 cm. And placed the five sensor within 2.5 cm of the geometric center of the chamber.

Temperature Uniformity - the maximum difference of measured temperatures at any sensors and the measured temperature at the reference location which are observed at the same time or at as close an observation time as possible to determine the temperature pattern or homogeneity within the chamber under steady state conditions. The reference sensor should preferably be located at the geometric center of the chamber.

Temperature Stability - one-half of the greatest maximum difference of measured temperatures at any one sensor.

Overall Variation - The Difference of the maximum and minimum measured temperatures throughout observation.



- Overall Ambient Temperature around the Chamber variation : 1.7 °C
- Overall Line Voltage variation : 0.0 V
- Chamber Size (W*H*D) : 50 cm x 12 cm x 30 cm
- Water Level : 7 cm

Checked by : *Thanyaporn*

[MCF-Q-077 ; Rev.6 ; Date : 22/04/2021]

Certificate No.: MC 2213615

Page 3 of 3

2. Result of calibration :

Temperature Measurement Accuracy Test

Indicating Temperature (°C)	Measured Temperature (°C) at Spread Locations					Uncertainty (±°C)
	#1	#2	#3	#4	Ref. #5	
45.0	44.5	44.5	44.5	44.5	44.6	0.44

Chamber Characterization Result

Controller Temperature (°C)	Indicating Temperature (°C)	Temperature Stability (±°C)	Temperature Uniformity (°C)	Overall Variation (°C)
45.0	45.0	0.84	0.57	1.7

The reported uncertainty of measurement was based on a standard uncertainty multiplied by a coverage factor $k = 2$, providing a level of confidence of approximately 95 %.

This report will certify of the calibrated equipment only.

End of Certificate

Checked by : *Thanyaporn*

[MCF-Q-077 ; Rev.6 ; Date : 22/04/2021]

Certificate No.: MC 2213616

The Reference Standard :

Description	Certificate No.	Serial No.	Due date
Temperature Recorder RTD 100 Ohm	MC 2114437	M79251	17 January 2023
Temperature Recorder RTD 100 Ohm	MC 2114435	M79252	17 January 2023
Temperature Recorder RTD 100 Ohm	MC 2114436	5978194	17 January 2023

This certificate is traceable to the international system of units maintained at:

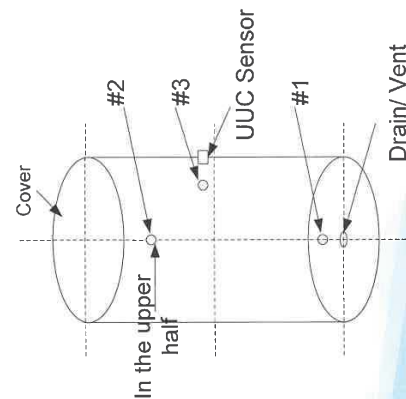
- Master Calibration Co., Ltd.

1. Calibration Procedure:

The equipment list above was calibrated an accuracy of temperature in a chamber of the sterilizer.

The calibration was performed by direct measurement of generated temperatures using the standard thermometer with three temperature sensors. The data was recorded in a period of fifteen minutes of the sterilizing status. The temperature scale used was based on ITS-90.


The calibration of sterilizer was carried out at the point indicated by following the In-house calibration method No. MWI-T-036 based on BS 2646 : 1993 : Part 5 in Tests for performance section.



Checked by : *Thanyom*

Certificate of Calibration

AUTOCLAVE



Certificate No.: MC 2213616

Page 1 of 3

Customer : Water Analysis Center Co., Ltd.
1/94 Moo 5, T. Kantham, A.U.-Thai, Ayutthaya 13210.

Reference Job No. : 22-2848 Received Date : 12 December 2022
Description : Autoclave
Manufacturer : TOMY Model : Autoclave ES-315
Serial No. : 51135128 ID. No. : WWL 0083
Marking : Additionally for the purpose of identification by this laboratory a label marked with this certificate number (MC 2213616) has been attached to the case.
Method : In-House calibration procedure MWI-T-036 this method is reference to based on BS 2646 : 1993 Part 5 "Autoclave".

Location of Calibration : Water Analysis Center Co., Ltd. ; Laboratory.

Environmental Condition : Ambient Temperature : (29.4 to 30.7) °C

Relative Humidity : (49.0 to 52.0) %

Date of Calibration : 12 December 2022 Date of Issue : 13 December 2022

Checked by : *Thanyom* Approved by : *Aitipong*
Thanyom Limchaicharoen Aitipong Kijjanawaisit
(Calibration Supervisor) (Technical Manager)

The uncertainties are for a confidence probability of approximately 95%

This certificate is issued in accordance with the conditions of accreditation granted by the National Standardization Council of Thailand-Office of the National Standardization Council that has assessed the measurement capability of the laboratory and its traceability to recognized national standards and to the units of measurement realized at the corresponding national standards laboratory. This certificate may not be reproduced other than in full except with the prior written approval of Master Calibration Co.,Ltd.

Certificate No.: MC 2213616

Page 3 of 3

2. Result of calibration :

Temperature Measurement Accuracy Test

Indicating Temperature (°C)	Measured Temperature (°C) at Spread Locations			Uncertainty (±°C)
	#1	#2	#3	
121	121.94	122.05	122.02	0.60

Characterization Result

Setting Temperature (°C)	Timer Setting (min)	Indicating Temperature (°C)	Indicating Pressure (kPa)	Measured Stability (±°C)	Measured Uniformity (°C)	Overall Variation (°C)
121	15.0	121	120	0.42	0.20	0.90

The reported uncertainty of measurement was based on a standard uncertainty multiplied by a coverage factor $k = 2$, providing a level of confidence of approximately 95 %.

This report will certify of the calibrated equipment only.

End of Certificate

Checked by : *Thanyom*